

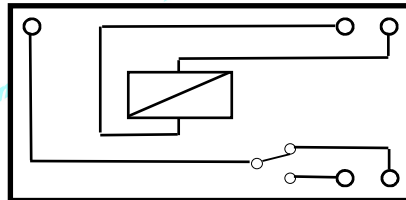
Tabella relè

codice	bobina V dc	contatti tipo	contatti portata A	dimensioni L-W-H (in mm.)
0100/06	6	1 scambio	1	15,5x11x11,5
0100/12	12	1 scambio	1	15,5x11x11,5
0100/24	24	1 scambio	1	15,5x11x11,5
0150/12	12	1 scambio	1 (30 Vdc) 0,5 (125 Vac)	12,5x7,5x10
1110/12	12	1 contatto	16	29x12,8x26
1110/24	24	1 contatto	16	29x12,8x26
1160/06	6	1 scambio	10	29x12,8x26
1160/12	12	1 scambio	10	29x12,8x26
1160/24	24	1 scambio	10	29x12,8x26
1185/06	6	2 scambi	8	29x12,7x15,7
1185/12	12	2 scambi	8	29x12,7x15,7
1185/24	24	2 scambi	8	29x12,7x15,7
1200/06	6	1 scambio	5	28,5x10,1x12,3
1200/12	12	1 scambio	5	28,5x10,1x12,3
1200/24	24	1 scambio	5	28,5x10,1x12,3
1260/06	6	2 scambi	1	21x10x12
1260/12	12	2 scambi	1	21x10x12
1260/24	24	2 scambi	1	21x10x12
1300/06	6	1 scambio	3	18,8x10,6x15,3
1300/12	12	1 scambio	3	18,8x10,6x15,3
1300/24	24	1 scambio	3	18,8x10,6x15,3
2110/06	6	2 scambi	5	29x12,8x26
2110/12	12	2 scambi	5	29x12,8x26
2110/24	24	2 scambi	5	29x12,8x26

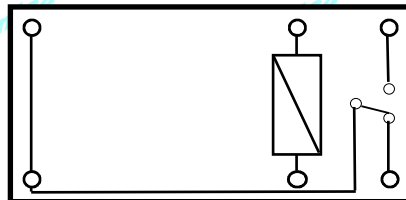
Schemi di collegamento

( vista dal basso)

Modello 0100



Modello 0150

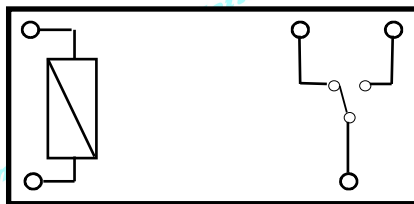


Modello 1110

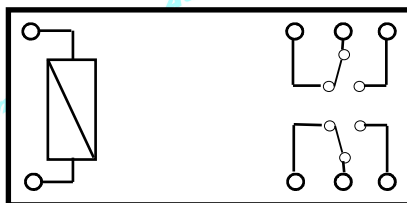


# L' Elettronica s.a.s. - Asti

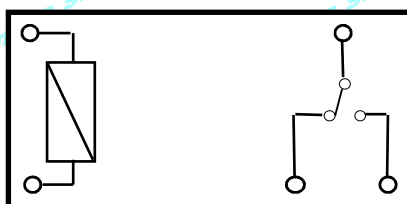
Modello 1160



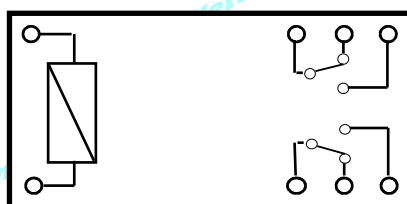
Modello 1185



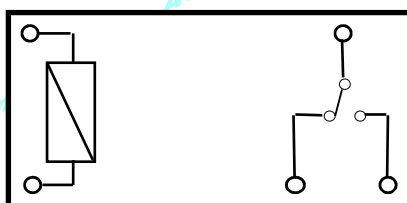
Modello 1200



Modello 1260



Modello 1300



Modello 2110

